

Model Code

Light Commercial



M U B - 18 H R D N1

Refrigerant Type

N1 R410A

DC Inverter
Omit ON/OFF

Control Mode

W Wired Control **E** Electric Control
M Mechanical Control **R** Remote Control

Function Code

C Cooling Only
H Cooling & Heating

Cooling Capacity (18,000Btu/h)

Designed Time

Product Category

C Cassette Type **T** Duct Type
H High Static Pressure Duct Type
U Ceiling & Floor Type
F Console Type

Midea

M O U B - 36 H D N1 - R

Power Supply

R 380V-3N-50Hz
Omit 220-240V-1N-50Hz

Refrigerant Type

N1 R410A

DC Inverter
Omit ON/OFF

Function Code

C Cooling Only
H Cooling & Heating

Capacity (36,000Btu/h)

Designed Time

Universal Outdoor Unit

O Outdoor Unit
U Universal

Midea

Universal Outdoor Unit



12K Btu/h



18K Btu/h



36K Btu/h (1N)
48, 60K Btu/h



24K Btu/h



30, 36K Btu/h



12k Btu/h



18k Btu/h



48, 60k Btu/h



24k Btu/h



30, 36k Btu/h



Specification_DC Inverter

Outdoor Unit			MOU-12HDNI	MOUA-18HDNI-C0	MOUB-24HDNI	MOU-30HDNI	MOU-36HDNI
Capacity	Cooling Capacity	Btu/h	12000	18000	24000	30000	36000
		kW	3.2	5.3	7.1	9.0	10.5
	Heating Capacity	Btu/h	13000	20000	26000	32000	40000
		kW	4.0	6.0	7.6	9.5	12.0
Electrical Parts	Power Supply	V~,Hz,Ph	220-240, 50, 1	220-240, 50, 1	220-240, 50, 1	220-240, 50, 1	220-240, 50, 1
	Air Flow Volume	m ³ /h	2500	2570	3200	5000	6000
	Noise Level	dB(A)	48	51	53	57	57
Dimension & Weight	Net Dimension (mm)	WxHxD	761x593x279	842x695x324	895x862x313	990x966x354	940x1245x360
	Net Weight	kg	39.5	59	73	92	106
	Packing Dimension (mm)	WxHxD	887x655x355	965x752x399	1043x915x395	1120x1100x435	1058x1380x438
	Gross Weight	kg	42.5	63	76	100	114
Piping Size	Liquid Size	mm	Ø6.4	Ø6.4	Ø9.5	Ø9.5	Ø9.5
	Gas Size	mm	Ø12.7	Ø12.7	Ø15.9	Ø15.9	Ø15.9
	Max. pipe length	m	10	25	25	25	30
	Max. height difference	m	5	12	12	15	20
Stuffing Quantity	20'/40'/40'HQ	Unit	123/258/342	100/208/210	62/128/128	50/106/108	27/56/56

Outdoor Unit			MOUB-36HDNI-R	MOU-48HDNI	MOUB-48HDNI-R	MOUA-60HRDNI	MOUD-60HDNI-R
Capacity	Cooling Capacity	Btu/h	36000	48000	48000	60000	60000
		kW	10.5	14.0	14.0	16.0	16.0
	Heating Capacity	Btu/h	40000	52000	52000	65000	65000
		kW	12.0	15.0	15.0	19.0	19.0
Electrical Parts	Power Supply	V~,Hz,Ph	380-415, 50, 3	220-240, 50, 1	380-415, 50, 3	380-415, 50, 3	380-415, 50, 3
	Air Flow Volume	m ³ /h	5000	6000	6000	6000	6000
	Noise Level	dB(A)	55	59	59	59	59
Dimension & Weight	Net Dimension (mm)	WxHxD	990x966x354	940x1245x360	940x1245x360	940x1245x360	940x1245x360
	Net Weight	kg	87	106	99	115	124
	Packing Dimension (mm)	WxHxD	1120x1100x435	1058x1380x438	1058x1380x438	1058x1380x438	1058x1380x438
	Gross Weight	kg	95	114	107	121	130
Piping Size	Liquid Size	mm	Ø9.5	Ø9.5	Ø9.5	Ø9.5	Ø9.5
	Gas Size	mm	Ø15.9	Ø15.9	Ø15.9	Ø15.9	Ø15.9
	Max. pipe length	m	30	50	50	50	50
	Max. height difference	m	20	25	25	25	25
Stuffing Quantity	20'/40'/40'HQ	Unit	50/106/108	27/56/56	27/56/56	27/56/56	27/56/56

Remarks: 1.The above designs and specifications are subject to change of product improvement without prior notice.
2.The noise level data reflects the level in anechoic chamber.

Specification_ON/OFF

Outdoor Unit			MOU-12HNI	MOU-18HNI-Q	MOU-24HNI-Q	MOU-30HNI-Q	MOU-30HNI-R
Capacity	Cooling Capacity	Btu/h	12000	18000	24000	30000	30000
		kW	3.2	5.3	7.1	9.0	9.0
	Heating Capacity	Btu/h	13000	20000	26000	32000	32000
		kW	4.0	6.0	7.6	9.5	9.5
Electrical Parts	Power Supply	V~,Hz,Ph	220-240, 50, 1	220-240, 50, 1	220-240, 50, 1	220-240, 50, 1	380-415, 50, 3
	Air Flow Volume	m ³ /h	2100	2439	3200	5000	5000
	Noise Level	dB(A)	43	54	55	57	57
Dimension & Weight	Net Dimension (mm)	WxHxD	780x547x250	760x590x285	845x695x335	990x966x354	990x966x354
	Net Weight	kg	34	39	53	94	99
	Packing Dimension (mm)	WxHxD	910x575x335	887x645x355	965x755x395	1120x1100x435	1120x1100x435
	Gross Weight	kg	37	42	57	104	104
Piping Size	Liquid Size	mm	Ø6.4	Ø6.4	Ø9.5	Ø12.7	Ø12.7
	Gas Size	mm	Ø12.7	Ø12.7	Ø15.9	Ø19.0	Ø19.0
	Max. pipe length	m	15	25	25	25	25
	Max. height difference	m	8	15	15	15	15
Stuffing Quantity	20'/40'/40'HQ	Unit	166/346/348	123/258/342	100/214/216	50/106/108	50/106/108

Outdoor Unit			MOU-36HNI-Q	MOU-36HNI-R	MOU-48HNI-R	MOUA-60HNI-R
Capacity	Cooling Capacity	Btu/h	36000	36000	48000	60000
		kW	10.5	10.5	14.0	16.0
	Heating Capacity	Btu/h	40000	40000	52000	65000
		kW	12.0	12.0	15.0	19.0
Electrical Parts	Power Supply	V~,Hz,Ph	220-240, 50, 1	380-415, 50, 3	380-415, 50, 3	380-415, 50, 3
	Air Flow Volume	m ³ /h	5000	5000	6800	6850
	Noise Level	dB(A)	57	57	59	59.3
Dimension & Weight	Net Dimension (mm)	WxHxD	990x966x354	990x966x354	900x1167x340	900x1167x340
	Net Weight	kg	94	92	110	106
	Packing Dimension (mm)	WxHxD	1120x1100x435	1120x1100x435	1032x1307x443	1032x1307x443
	Gross Weight	kg	98	96	115	111
Piping Size	Liquid Size	mm	Ø12.7	Ø12.7	Ø12.7	Ø12.7
	Gas Size	mm	Ø19.0	Ø19.0	Ø19.0	Ø19.0
	Max. pipe length	m	30	30	50	50
	Max. height difference	m	20	20	25	25
Stuffing Quantity	20'/40'/40'HQ	Unit	50/106/108	50/106/108	27/57/112	27/57/112

Remarks: 1.The above designs and specifications are subject to change of product improvement without prior notice.
2.The noise level data reflects the level in anechoic chamber.

Four-way Cassette (Compact)



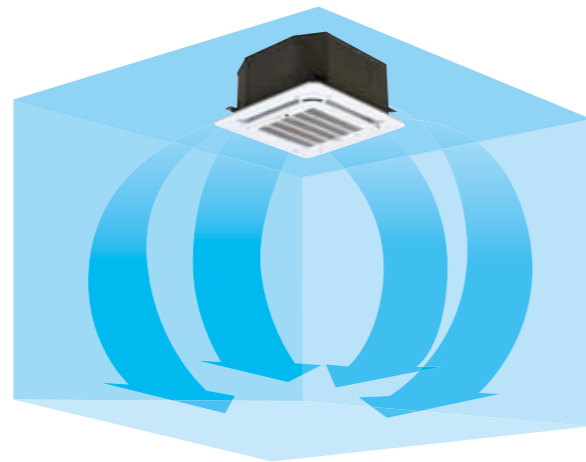
DC Inverter
ON/OFF

360° Air Outlet Panel


360° air outlet makes equal, fast and wide-range cooling.

Double Swing motor, Wide Swing Angle

Two swing motor driving, swing angle is 40°
This air circle brings you more comfort.



E-box Inside



The E-box is simply and safely built inside the indoor unit, of which ceiling size is 600mm*600mm.
It is convenient to install and maintain. Checking the control part is easy, you only need to open the air return grille.

- Auto Defrosting
- Auto Restart Function
- Anti-Cold Air Function
- Built-in Drain Pump
- Independent Dehumidification
- Sleep Mode
- 360° Air Flow Panel
- PTC Heater
- Wired Controller
- Low Ambient Kit

Features: ■ Standard ■ Optional

Specification_DC Inverter

		Indoor Unit Outdoor Unit	MCA2-12HRDNI-Q MOU-12HDI	MCA2-18HRDNI-Q MOUA-18HDI-CO
Capacity	Cooling Capacity	Btu/h	13680-12000-4800	19260-18000-6120
		kW	4.0-3.2-1.4	5.6-5.3-1.8
	Heating Capacity	Btu/h	15340-13500-4550	20800-20000-4800
		kW	4.5-4.0-1.3	6.1-5.8-1.4
Electrical Parts	Power Supply	V~Hz,Ph	220-240, 50, 1	220-240, 50, 1
	Power Input (kW)	Cooling	1.25-0.98-0.31	2.07-1.63-0.55
		Heating	1.39-1.09-0.37	2.02-1.60-0.56
Performance	EER	W/W	3.26	3.25
	COP	W/W	3.63	3.62
	Air Flow Volume	m ³ /h	683/530/510	800/710/560
	Noise Level (dB(A))	Hi/Med/Low	42/41/38	42/41/38
Dimension & Weight & Piping Size	Net Dimension (mm)	Body (WxHxD)	570x260x570	570x260x570
		Panel (WxHxD)	647x50x647	647x50x647
	Net Weight (kg)	Body	16	18
		Panel	3	3
	Packing Dimension (mm)	Body (WxHxD)	655x290x655	655x290x655
		Panel (WxHxD)	705x113x705	705x113x705
	Gross Weight (kg)	Body	19	21
		Panel	5	5
	Piping Size (mm)	Liquid	Ø6.4	Ø6.4
		Gas	Ø12.7	Ø12.7
Drainage		ODØ25	ODØ25	
Applicable Area & Stuffing Quantity	Applicable Area	m ²	13-21	21-35
	Stuffing Quantity (Set)		20'/40'/40'HQ	70'/149'/177

Specification_ON/OFF

		Indoor Unit Outdoor Unit	MCA2-12HRNI-Q MOU-12HNI	MCA2-18HRNI-Q MOU-18HNI-Q
Capacity	Cooling Capacity	Btu/h	12000	18000
		kW	3.2	5.3
	Heating Capacity	Btu/h	13000	20000
		kW	4.0	6.0
Electrical Parts	Power Supply	V~Hz,Ph	220-240, 50, 1	220-240, 50, 1
	Power Input (kW)	Cooling	1.085	1.834
		Heating	1.235	1.881
Performance	EER	W/W	2.95	2.89
	COP	W/W	3.24	3.19
	Air Flow Volume	m ³ /h	680/600/400	860/760/500
	Noise Level (dB(A))	Hi/Med/Low	41/38/35	44/41/38
Dimension & Weight & Piping Size	Net Dimension (mm)	Body (WxHxD)	570x260x570	570x260x570
		Panel (WxHxD)	647x50x647	647x50x647
	Net Weight (kg)	Body	16	19
		Panel	3	3
	Packing Dimension (mm)	Body (WxHxD)	655x290x655	655x290x655
		Panel (WxHxD)	705x113x705	705x113x705
	Gross Weight (kg)	Body	19	21
		Panel	5	5
	Piping Size (mm)	Liquid	Ø6.4	Ø6.4
		Gas	Ø12.7	Ø12.7
Drainage		ODØ25	ODØ25	
Applicable Area & Stuffing Quantity	Applicable Area	m ²	13-21	21-35
	Stuffing Quantity (Set)		20'/40'/40'HQ	79'/170'/188

Remarks: 1.The above designs and specifications are subject to change of product improvement without prior notice.
2.The noise level date reflects the level in anechoic chamber.

Four-way Cassette

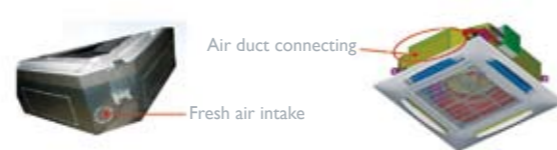


360° Air Outlet Panel

360° air outlet makes equal, fast and wide-range cooling.



Fresh air intake; Air duct connection;



Fresh air makes air quality healthier healthy and more comfortable.

Reserves the space for air outlet from the indoor side; It's availed to connect air duct from the four sides to the nearby small rooms.

Double Swing motor; Wide Swing Angle

Two swing motor driving, swing angle is 40°, This air circle brings you more comfort.



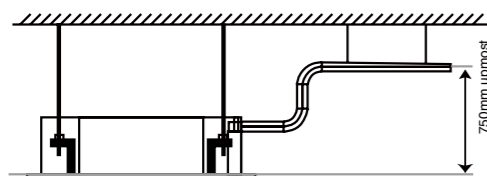
3D screw fan

3D screw indoor fan technology reduces the air resistance, increases the air volume and improves the heat exchange efficiency.



Built-in drain pump

The drain pump can lift the condensing water up to 750mm upmost.



- Auto Defrosting
 - Auto Restart Function
 - Anti-Cold Air Function
 - Fashion Design
 - Independent Dehumidification
 - Quiet Design
 - LED Display
 - Sleep Mode
 - Slim Design
 - Timer
 - Wide-angle Air flow
 - Wired Controller
 - 360° Air Flow Panel
 - Low Ambient Kit
 - Optional Color Panels
 - PTC Heater
- Features: ■ Standard ■ Optional

Specification_DC Inverter

	Indoor Unit Outdoor Unit		MCC-18HRDNI	MCC-24HRDNI	MCC-30HRDNI	MCC-36HRDNI	MCC-48HRDNI	MCC-60HRDNI
			MOUA-18HDNI-CO	MOUB-24HDNI	MOU-30HDNI	MOUB-36HDNI-R	MOUB-48HDNI-R	MOUD-60HDNI-R
Capacity	Cooling Capacity	Btu/h	19278-17981-5425	26784-23993-5425	35826-29998-8189	42309-35826-9895	51180-48000-11601	56298-53568-14365
		kW	5.65-5.27-1.59	7.85-7.032-1.59	10.5-8.792-2.4	12.4-10.5-2.9	15.0-14.068-3.4	16.5-15.7-4.21
	Heating Capacity	Btu/h	20934-19994-4947	29002-26494-5800	40944-34000-9383	45038-37617-12624	54592-52000-14330	61416-60051-16377
		kW	6.15-5.86-1.45	8.5-7.765-1.70	12.0-9.965-2.75	13.2-11.025-3.7	16.0-15.24-4.2	18.0-17.5-4.8
Electrical Parts	Power Supply	V~,Hz,Ph	220-240, 50, 1	220-240, 50, 1	220-240, 50, 1	220-240, 50, 1	220-240, 50, 1	220-240, 50, 1
	Power Input (kW)	Cooling	1.51-1.47-0.56	2.8-2.18-0.98	4.5-2.71-1.1	5.0-3.25-2.3	5.46-4.36-2.5	6.1-5.2-3.1
		Heating	1.50-1.43-0.72	2.60-2.10-1.05	3.37-2.74-1.3	3.94-3.03-2.0	5.6-4.16-2.3	6.1-4.91-2.7
Performance	EER	W/W	3.25	3.23	3.24	3.23	3.23	3.01
	COP	W/W	3.68	3.69	3.64	3.63	3.66	3.56
	Air Flow Volume	m ³ /h	940/790/655	1237/1114/871	1545/1354/1187	1545/1354/1187	1545/1354/1187	1800/1480/1280
	Noise Level (dB(A))	Hi/Med/Low	40/38.5/37	42/40.5/39	44/42.5/41	44/42.5/41	44/42.5/41	46/44/42
Dimension & Weight & Piping Size	Net Dimension (mm)	Body (WxHxD)	840x230x840	840x230x840	840x300x840	840x300x840	840x300x840	840x300x840
		Panel (WxHxD)	950x55x950	950x55x950	950x55x950	950x55x950	950x55x950	950x55x950
	Net Weight (kg)	Body	24	24	30	30	30	30
		Panel	6	6	6	6	6	6
	Packing Dimension (mm)	Body (WxHxD)	900x250x900	900x250x900	900x320x900	900x320x900	900x320x900	955x330x955
		Panel (WxHxD)	1035x90x1035	1035x90x1035	1035x90x1035	1035x90x1035	1035x90x1035	1035x90x1035
	Gross Weight (kg)	Body	30	30	36	36	36	36
		Panel	9	9	9	9	9	9
Piping Size (mm)	Liquid	Ø6.4	Ø9.5	Ø9.5	Ø9.5	Ø9.5	Ø9.5	
	Gas	Ø12.7	Ø15.9	Ø15.9	Ø15.9	Ø15.9	Ø15.9	
	Drainage	ODØ32	ODØ32	ODØ32	ODØ32	ODØ32	ODØ32	
Applicable Area & Stuffing Quantity	Applicable Area	m ²	21-35	28-47	36-60	42-70	56-93	64-107
	Stuffing Quantity (Set)		20/40/40/HQ	43/89/103	31/87/89	22/66/68	22/66/68	23/52/54

Specification_ON/OFF

	Indoor Unit Outdoor Unit		MCC-24HRNI	MCC-30HRNI	MCC-30HRNI-R	MCC-36HRNI	MCC-36HRNI-R	MCC-48HRNI-R	MCC-60HRNI
			MOU-24HNI-Q	MOU-30HNI-Q	MOU-30HNI-R	MOU-36HNI-Q	MOU-36HNI-R	MOU-48HNI-R	MOUA-60HNI-R
Capacity	Cooling Capacity	Btu/h	24000	30000	30000	36000	36000	48000	60000
		kW	7.1	9.0	9.0	10.5	10.5	14.0	16.0
	Heating Capacity	Btu/h	26000	32000	32000	40000	40000	52000	65000
		kW	7.6	9.5	9.5	12.0	12.0	15.0	19.0
Electrical Parts	Power Supply	V~,Hz,Ph	220-240, 50, 1	220-240, 50, 1	380-415, 50, 3	220-240, 50, 1	380-415, 50, 3	380-415, 50, 3	380-415, 50, 3
	Power Input (kW)	Cooling	2.475	3.191	3.180	3.780	3.780	4.880	5.904
		Heating	2.428	3.369	3.381	4.250	4.250	5.290	6.859
Performance	EER	W/W	2.87	2.82	2.83	2.78	2.78	2.87	2.71
	COP	W/W	3.13	2.82	2.81	2.82	2.82	2.83	2.77
	Air Flow Volume	m ³ /h	1327/1114/871	1545/1354/1187	1545/1354/1187	1545/1354/1187	1545/1354/1187	1545/1354/1187	1800/1480/1280
	Noise Level (dB(A))	Hi/Med/Low	42/40.5/39	44/42.5/41	44/42.5/41	44/42.5/41	44/42.5/41	44/42.5/41	47/44/43
Dimension & Weight & Piping Size	Net Dimension (mm)	Body (WxHxD)	840x230x840	840x300x840	840x300x840	840x300x840	840x300x840	840x300x840	840x300x840
		Panel (WxHxD)	950x55x950	950x55x950	950x55x950	950x55x950	950x55x950	950x55x950	950x55x950
	Net Weight (kg)	Body	24	30	30	30	30	30	30
		Panel	6	6	6	6	6	6	6
	Packing Dimension (mm)	Body (WxHxD)	900x250x900	900x320x900	900x320x900	900x320x900	900x320x900	900x320x900	955x330x955
		Panel (WxHxD)	1035x90x1035	1035x90x1035	1035x90x1035	1035x90x1035	1035x90x1035	1035x90x1035	1035x90x1035
	Gross Weight (kg)	Body	30	36	36	36	36	36	36
		Panel	9	9	9	9	9	9	9
Piping Size (mm)	Liquid	Ø9.5	Ø12.7	Ø12.7	Ø12.7	Ø12.7	Ø12.7	Ø12.7	
	Gas	Ø15.9	Ø19.0	Ø19.0	Ø19.0	Ø19.0	Ø19.0	Ø19.0	
	Drainage	ODØ32	ODØ32	ODØ32	ODØ32	ODØ32	ODØ32	ODØ32	
Applicable Area & Stuffing Quantity	Applicable Area	m ²	28-47	36-60	36-60	42-70	42-70	56-93	64-107
	Stuffing Quantity (Set)		20/40/40/HQ	43/89/107	22/66/68	22/66/68	22/66/68	25/55/64	25/55/62

Remarks: 1.The above designs and specifications are subject to change of product improvement without prior notice.
2.The noise level date reflects the level in anechoic chamber.



DC Inverter
ON/OFF

Specification_DC Inverter

Indoor Unit		Outdoor Unit		MUB-12HRDNI	MUB-18HRDNI	MUB-24HRDNI	MUB-30HRDNI	MUB-36HRDNI	MUB-48HRDNI	MUB-60HRDNI
		MOU-12HDNI	MOUA-18HDNI-CO	MOU-24HDNI	MOU-30HDNI	MOUB-36HDNI-R	MOUB-48HDNI-R	MOUB-60HDNI-R	MOUA-60HRDNI	MOUA-60HRDNI
Capacity	Cooling Capacity	Btu/h	13648-12000-4777	19278-17981-5561	26955-23993-5561	32414-29998-7506	45038-36000-10236	53227-48000-11601	57322-54592-14501	
		kW	4.0-3.2-1.4	5.65-5.27-1.63	7.9-7.032-1.63	9.5-8.792-2.2	13.2-10.551-3.0	15.6-14.068-3.6	16.8-16.425	
	Heating Capacity	Btu/h	16207-13000-4777	20984-19994-4947	29343-26494-5971	37532-3400-8870	47768-40000-12624	56298-52000-14330	61416-60051-16377	
		kW	4.75-4.0-1.4	6.15-5.86-1.45	8.6-7.765-1.75	11.0-9.965-2.6	14.0-11.723-3.7	16.5-15.24-4.2	18-17.6-4.8	
Electrical Parts	Power Supply	V~,Hz,Ph	220-240,50,1	220-240,50,1	220-240,50,1	220-240,50,1	220-240,50,1	220-240,50,1	220-240,50,1	
	Power Input (kW)	Cooling	1.27-0.99-0.32	2.6-1.63-0.57	2.8-2.18-0.98	4.6-2.71-1.1	5.5-3.25-2.3	6.0-4.32-2.5	7.5-4.97-3.0	
Performance	EER	W/W	3.24	3.24	3.22	3.24	3.25	3.26	3.22	
		W/W	3.73	3.69	3.66	3.66	3.66	3.69	3.61	
	Air Flow Volume	m ³ /h	5845/18463	800/600/500	1000/900/700	1200/1000/800	1400/1200/1000	2000/1800/1600	2000/1800/1600	
	Noise Level (dB(A))	Hi/Med/Low	39/6/36/73/31	43/41/38	45/43/40	45/43/40	45/43/40	47/46/44	47/46/44	
Dimension & Weight & Piping Size	Net Dimension (mm)	WxHxD	990x203x660	990x203x660	990x203x660	1280x203x660	1280x203x660	1670x240x680	1670x240x680	
	Net Weight	kg	27	29	29	37	37	52	52	
	Packing Dimension (mm)	WxHxD	1089x296x744	1089x296x744	1089x296x744	1379x296x744	1379x296x744	1764x329x760	1764x329x760	
	Gross Weight	kg	33	35	35	42	42	59	59	
	Piping Size (mm)	Liquid	Ø6.4	Ø6.4	Ø9.5	Ø9.5	Ø9.5	Ø9.5	Ø9.5	
		Gas	Ø12.7	Ø12.7	Ø15.9	Ø15.9	Ø15.9	Ø15.9	Ø15.9	
Drainage	ODØ25	ODØ25	ODØ25	ODØ25	ODØ25	ODØ25	ODØ25	ODØ25		
Applicable Area & Stuffing Quantity	Applicable Area	m ²	13-21	21-35	28-47	36-60	42-70	56-93	64-107	
	Stuffing Quantity (Set)		20/140/40/HQ	59/122/142	54/110/124	43/90/97	30/67/74	30/67/74	21/48/47	21/48/47

Flexible Drainage pipe Installation

Drainage pipe can be connected to left or right side.



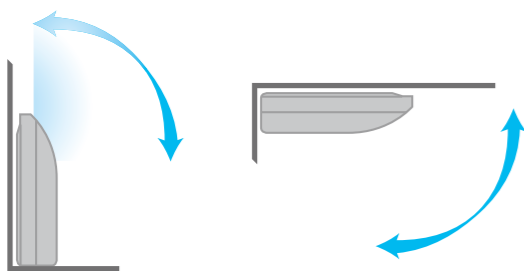
Swing Torsion Angles

The unit has auto horizontal swing and auto vertical swing function, which supplies more even and comfortable airflow.



Flexible Installation

The unit can be installed either horizontally on the ceiling or vertically against the wall.



- Anti-Cold Air Function
- Auto Restart Function
- Auto Defrosting
- Quiet Design
- Independent Dehumidification
- Sleep Mode
- Timer
- Wired Controller
- Low Ambient Kit
- Optional Connection Ways
- PTC Heater
- Optional Panels

Features: ■ Standard ■ Optional

Specification_ON/OFF

Indoor Unit		Outdoor Unit		MUB-12HRNI	MUB-18HRNI-Q	MUB-24HRNI-Q	MUB-30HRNI	MUB-36HRNI	MUB-36HRNI-Q	MUB-36HRNI-R	MUB-48HRNI-R	MUB-60HRNI-R
		MOU-12HNI	MOU-18HNI-Q	MOU-24HNI-Q	MOU-30HNI-Q	MOU-30HNI-R	MOU-36HNI-Q	MOU-36HNI-R	MOU-48HNI-R	MOUA-60HNI-R	MOUA-60HNI-R	MOUA-60HNI-R
Capacity	Cooling Capacity	Btu/h	12000	18000	24000	30000	30000	36000	36000	48000	60000	
		kW	3.2	5.3	7.1	9.0	9.0	10.5	10.5	14.0	16.0	
	Heating Capacity	Btu/h	13000	20000	26000	32000	33000	40000	40000	52000	65000	
		kW	4.0	6.0	7.6	9.5	9.7	12.0	12.0	15.0	19.0	
Electrical Parts	Power Supply	V~,Hz,Ph	220-240,50,1	220-240,50,1	220-240,50,1	220-240,50,1	380,50,3	220-240,50,1	380,50,3	380-415,50,3	380-415,50,3	
	Power Input (kW)	Cooling	1.022	1.726	2.423	3.180	3.169	3.740	3.737	5.128	5.882	
Performance	EER	W/W	3.13	3.07	2.93	2.83	2.84	2.81	2.81	2.73	2.72	
		W/W	3.28	3.22	3.15	2.84	2.83	2.80	2.80	2.79	2.78	
	Air Flow Volume	m ³ /h	600/480/400	800/600/500	1200/900/700	1400/1200/1000	1400/1200/1000	1400/1200/1000	1400/1200/1000	2000/1800/1600	2000/1800/1600	
	Noise Level (dB(A))	Hi/Med/Low	43/41/38	43/41/38	45/43/40	45/43/40	45/43/40	45/43/40	45/43/40	50/47/45	50/49/47	
Dimension & Weight & Piping Size	Net Dimension (mm)	WxHxD	990x203x660	990x203x660	990x203x660	1280x203x660	1280x203x660	1280x203x660	1280x203x660	1670x240x680	1670x240x680	
	Net Weight	kg	25	26	27	35	35	35	35	50	52	
	Packing Dimension (mm)	WxHxD	1089x296x744	1089x296x744	1089x296x744	1379x296x744	1379x296x744	1380x297x745	1380x297x745	1764x329x760	1764x329x760	
	Gross Weight	kg	33	32	33	40	40	42	42	58	59	
	Piping Size (mm)	Liquid	Ø6.4	Ø6.4	Ø9.5	Ø12.7	Ø12.7	Ø12.7	Ø12.7	Ø12.7	Ø12.7	
		Gas	Ø12.7	Ø12.7	Ø15.9	Ø19.0	Ø19.0	Ø19.0	Ø19.0	Ø19.0	Ø19.0	
Drainage	ODØ25	ODØ25	ODØ25	ODØ25	ODØ25	ODØ25	ODØ25	ODØ25	ODØ25	ODØ25		
Applicable Area & Stuffing Quantity	Applicable Area	m ²	13-21	21-35	28-47	36-60	36-60	42-70	42-70	56-93	64-107	
	Stuffing Quantity (Set)		20/140/40/HQ	62/140/144	59/124/142	54/110/127	30/67/74	30/67/74	30/67/74	30/67/74	19/49/58	19/49/58

Remarks: 1.The above designs and specifications are subject to change of product improvement without prior notice.
2.The noise level date reflects the level in anechoic chamber.



Specification_DC Inverter

	Indoor Unit Outdoor Unit	MFA-12HRDNI MOU-12HDNI	MFA-18HRDNI MOUA-18HDNI-CO
Capacity	Cooling Capacity	Btu/h 13989-11942-4777 kW 4.1-3.5-1.4	19448-17981-5800 5.7-5.27-1.7
	Heating Capacity	Btu/h 16719-13648-4777 kW 4.9-4.0-1.4	21154-19994-4947 6.2-5.86-1.45
	Power Supply	V~Hz,Ph 220-240, 50, 1	220-240, 50, 1
Electrical Parts	Power Input (kW)	Cooling 1.37-1.08-0.34 Heating 1.42-1.105-0.37	2.06-1.63-0.52 2.09-1.623-0.55
	EER	W/W 3.24	3.23
Performance	COP	W/W 3.62	3.61
	Air Flow Volume	m ³ /h 550(490)/460/380/350	740(700)/640/560/440
	Noise Level (dB(A))	SH/HI/Med/Low/SL 38(35)/33/31/28	44(41)/39/37/34
Dimension & Weight & Piping Size	Net Dimension (mm)	WxHxD 700x210x600	700x210x600
	Net Weight	kg 15	15
	Packing Dimension (mm)	WxHxD 810x305x710	810x305x710
	Gross Weight	kg 20	20
	Piping Size (mm)	Liquid Ø6.4 Gas Ø12.7 Drainage ODØ16	Ø6.4 Ø12.7 ODØ16
	Applicable Area & Stuffing Quantity	Applicable Area m ² 13-21 Stuffing Quantity (Set) 20'/40'/40'HQ	13-21 66/147/173

Specification_ON/OFF

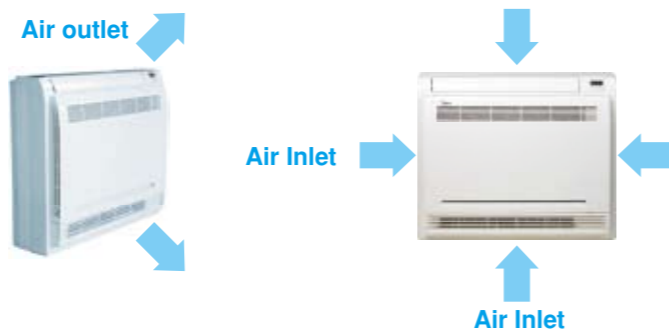
	Indoor Unit Outdoor Unit	MFA-12HRNI MON-12HNI	MFA-18HRNI MON-18HNI
Capacity	Cooling Capacity	Btu/h 12000 kW 3.2	18000 5.3
	Heating Capacity	Btu/h 13380 kW 3.52	20000 6.0
	Power Supply	V~Hz,Ph 220-240, 50, 1	220-240, 50, 1
Electrical Parts	Power Input (kW)	Cooling 1.013 Heating 1.083	1.732 1.875
	EER	W/W 3.16	3.06
Performance	COP	W/W 3.25	3.20
	Air Flow Volume	m ³ /h 550(490)/460/380/350	740(700)/640/560/440
	Noise Level (dB(A))	SH/HI/Med/Low/SL 38(35)/33/31/28	44(41)/39/37/34
Dimension & Weight & Piping Size	Net Dimension (mm)	WxHxD 700x210x600	700x210x600
	Net Weight	kg 15	15
	Packing Dimension (mm)	WxHxD 810x305x710	810x305x710
	Gross Weight	kg 20	20
	Piping Size (mm)	Liquid Ø6.4 Gas Ø12.7 Drainage ODØ16	Ø6.4 Ø12.7 ODØ16
	Applicable Area & Stuffing Quantity	Applicable Area m ² 13-21 Stuffing Quantity (Set) 20'/40'/40'HQ	13-21 75/167/184

	Outdoor Unit	MON-12HNI	MON-18HNI
Capacity	Cooling Capacity	Btu/h 12000 kW 3.2	18000 5.3
	Heating Capacity	Btu/h 13380 kW 3.52	20000 6.0
	Power Supply	V~Hz,Ph 220-240, 50, 1	220-240, 50, 1
Electrical Parts	Power Input (kW)	Cooling 1.985 Noise Level dB(A) 53	2.770 54
	EER	W/W 3.16	3.06
Performance	COP	W/W 3.25	3.20
	Air Flow Volume	m ³ /h 550(490)/460/380/350	740(700)/640/560/440
	Noise Level (dB(A))	SH/HI/Med/Low/SL 38(35)/33/31/28	44(41)/39/37/34
Dimension & Weight	Net Dimension (mm)	WxHxD 780x547x250	842x695x324
	Net Weight	kg 34	52
	Packing Dimension (mm)	WxHxD 910x575x335	965x752x399
Piping Size & Stuffing Quantity	Gross Weight	kg 38	56
	Liquid Side	mm Ø6.4	Ø6.4
	Gas Side	mm Ø12.7	Ø12.7
	Max. pipe length	m 15	25
Stuffing Quantity	Max. height difference	m 8	15
	Stuffing Quantity (Set)	Unit 166/346/348	100/208/210

Remarks: 1.The above designs and specifications are subject to change of product improvement without prior notice.
2.The noise level date reflects the level in anechoic chamber.

Two air outlet, Four air inlet

Air inlet from 4 directions, there are 2 optional air-outlet ways, Both up and Down air-outlet or up air-outlet only.



Quiet Design



Five speeds indoor unit, Low noise and Energy saving.

- Anti-Cold Air Function
- Auto Restart Function
- Auto Defrosting
- Flexible Installation
- Fashion Design
- Independent Dehumidification
- Quiet Design
- Sleep Mode
- Wide-angle Air flow
- Timer
- Wired Controller
- Low Ambient Kit
- Optional Filter
- Optional Color Panels

Features: ■ Standard ■ Optional



DC Inverter
ON/OFF

Specification_DC Inverter

	Indoor Unit Outdoor Unit		MTB1-12HWDNI-I-Q MOU-12HDNI	MTB-18HWDNI MOUA-18HDNI-CO	MTB1-24HWDNI MOUB-24HDNI	MTB-30HWDNI MOU-30HDNI
Capacity	Cooling Capacity	Btu/h	13102-12000-4777	21700-18000-7233	28524-24000-9519	36883-30000-12317
		kW	3.84-3.20-1.40	6.36-5.3-2.12	8.36-7.10-2.79	10.81-9.00-3.61
	Heating Capacity	Btu/h	15490-13000-5152	24532-20000-8188	32891-26000-10952	41490-32000-13818
		kW	4.54-4.0-1.51	7.19-6.0-2.40	9.64-7.60-3.21	12.16-9.50-4.05
Electrical Parts	Power Supply	V~,Hz,Ph	220-240, 50, 1	220-240, 50, 1	220-240, 50, 1	220-240, 50, 1
	Power Input (kW)	Cooling	1.42-0.98-0.47	2.28-1.63-0.76	3.01-2.19-1.00	3.98-2.79-1.33
		Heating	1.46-1.08-0.49	2.33-1.64-0.78	3.13-2.09-1.04	3.92-2.62-1.31
Performance	EER	W/W	3.27	3.25	3.24	3.23
	COP	W/W	3.70	3.66	3.64	3.63
	Air Flow Volume	m ³ /h	800/610/520	1170/770/650	1400/1100/1000	2250/1940/1720
	Static Pressure	Pa	40	70	70	80
	Noise Level (dB(A))	Hi/Med/Low	36.9/30.2/26.4	44/35.9/32.8	45.1/43.2/40.9	46.1/44/42.2
Dimension & Weight & Piping Size	Net Dimension (mm)	WxHxD	700x210x635	920x210x635	920x270x635	1140x270x775
	Net Weight	kg	20	26	30	42
	Packing Dimension (mm)	WxHxD	915x290x655	1135x290x655	1135x350x655	1355x350x795
	Gross Weight	kg	25	31	35	49
	Piping Size (mm)	Liquid	Ø6.4	Ø6.4	Ø9.5	Ø9.5
Gas		Ø12.7	Ø12.7	Ø15.9	Ø15.9	
Drainage		ODØ25	ODØ25	ODØ25	ODØ25	
Applicable Area & Stuffing Quantity	Applicable Area	m ²	13-21	21-35	28-47	36-60
	Stuffing Quantity (Set)	20/40/40/HQ	71/148/170	51/118/123	37/83/91	27/59/68

	Indoor Unit Outdoor Unit		MTB-36HWDNI MOUB-36HDNI-R	MTB-48HWDNI MOUB-48HDNI-R	MTB-60HWDNI MOUA-60HRDNI
Capacity	Cooling Capacity	Btu/h	42104-36000-14057	51658-48000-17230	57731-54592-19243
		kW	12.34-10.50-4.12	15.14-14.00-5.05	16.92-16.00-5.64
	Heating Capacity	Btu/h	51385-40000-17128	59983-52000-19994	68786-65000-22928
		kW	15.06-12.00-5.02	17.58-15.00-5.86	20.16-17.50-6.72
Electrical Parts	Power Supply	V~,Hz,Ph	220-240, 50, 1	220-240, 50, 1	220-240, 50, 1
	Power Input (kW)	Cooling	4.39-3.25-1.45	5.53-4.35-1.84	6.22-4.99-2.07
		Heating	4.87-3.31-1.62	5.71-4.16-1.90	6.59-4.85-2.20
Performance	EER	W/W	3.23	3.22	3.21
	COP	W/W	3.63	3.61	3.61
	Air Flow Volume	m ³ /h	2270/1890/1650	3010/2410/1940	3150/2510/1990
	Static Pressure	Pa	80	100	100
	Noise Level (dB(A))	Hi/Med/Low	46.1/44/42.2	47.1/45.3/42.9	47.3/45.2/43.1
Dimension & Weight & Piping Size	Net Dimension (mm)	WxHxD	1140x270x775	1200x300x865	1200x300x865
	Net Weight	kg	43	50	50
	Packing Dimension (mm)	WxHxD	1355x350x795	1385x373x920	1385x373x920
	Gross Weight	kg	50	59	59
	Piping Size (mm)	Liquid	Ø9.5	Ø9.5	Ø9.5
Gas		Ø15.9	Ø15.9	Ø15.9	
Drainage		ODØ25	ODØ25	ODØ25	
Applicable Area & Stuffing Quantity	Applicable Area	m ²	42-70	56-93	64-107
	Stuffing Quantity (Set)	20/40/40/HQ	27/59/68	16/42/48	16/42/48

Optional Accessories

Filter, Panel, Front board, Canvas air passage; Filter can be taken out easily for clearing. Easy maintenance.



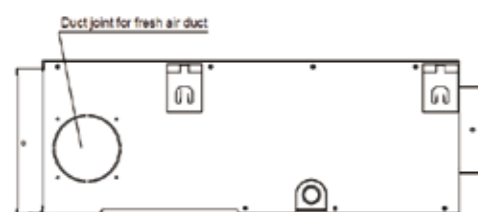
Flexible Air Intake Ways

Air inlet from back standard and from bottom optional. The size of the plate from bottom and flange from back is the same, it's easy for installer to change the air inlet from back to bottom.

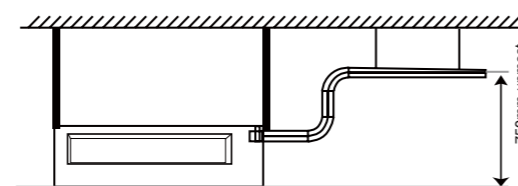


Fresh Air

Fresh air hole as standard, it's easy to connect with air duct.



Built-in Drain Pump (optional)



The drain pump can lift the condensing water up to 750mm upmost.

- Anti-Cold Air Function
 - Auto Restart Function
 - Auto Defrosting
 - Fashion Design
 - Independent Dehumidification
 - Sleep Mode
 - Timer
 - Wired Controller
 - Low Ambient Kit
 - PTC Heater
- Features: ■ Standard ■ Optional

Remarks: 1. The above designs and specifications are subject to change of product improvement without prior notice.
2. The noise level data reflects the level in anechoic chamber.

Duct

Specification_ON/OFF

	Indoor Unit Outdoor Unit		MTB-12HWN1-Q MOU-12HN1	MTB-18HWN1-Q MOU-18HN1-Q	MTB-24HWN1-Q MOU-24HN1-Q	MTB-30HWN1-Q MOU-30HN1-Q	MTB-30HWN1-R MOU-30HN1-R
Capacity	Cooling Capacity	Btu/h	12000	18000	24000	30000	30000
		kW	3.2	5.3	7.1	9.0	9.0
	Heating Capacity	Btu/h	13000	20000	26000	32000	32000
		kW	4.0	6.0	7.6	9.5	9.5
Electrical Parts	Power Supply	V~,Hz,Ph	220-240, 50, 1	220-240, 50, 1	220-240, 50, 1	220-240, 50, 1	380-420, 50, 3
	Power Input (kW)	Cooling	1.060	1.755	2.415	3.169	3.167
		Heating	1.212	1.875	2.420	3.333	3.330
Performance	EER	W/W	3.02	3.02	2.94	2.84	2.84
	COP	W/W	3.30	3.20	3.14	2.85	2.85
	Air Flow Volume	m ³ /h	800/610/520	1170/770/650	1400/1100/1000	2250/1940/1720	2250/1940/1720
	Static Pressure	Pa	40	70	70	80	80
	Noise Level (dB(A))	Hi/Med/Low	36.9/30.2/26.4	44.0/35.9/32.8	45.1/43.2/40.9	46.1/44.0/42.2	46.1/44.0/42.2
Dimension & Weight & Piping Size	Net Dimension (mm)	WxHxD	700x210x635	920x210x635	920x270x635	1140x270x775	1140x270x775
	Net Weight	kg	20	24	28	41	41
	Packing Dimension (mm)	WxHxD	915x290x655	1135x290x655	1135x350x655	1355x350x795	1355x350x795
	Gross Weight	kg	25	30	34	46	46
		Piping Size (mm)	Liquid	Ø6.4	Ø6.4	Ø9.5	Ø12.7
	Gas		Ø12.7	Ø12.7	Ø15.9	Ø19.0	Ø19.0
Drainage	ODØ25	ODØ25	ODØ25	ODØ25	ODØ25		
Applicable Area & Stuffing Quantity	Applicable Area	m ²	13-21	21-35	28-47	36-60	36-60
	Stuffing Quantity (Set)	20'/40'/40'HQ	86/174/198	61/133/151	47/107/120	27/59/68	27/59/68

	Indoor Unit Outdoor Unit		MTB-36HWN1-Q MOU-36HN1-Q	MTB-36HWN1-R MOU-36HN1-R	MTB-48HWN1-R MOU-48HN1-R	MTB-60HWN1-R MOU-60HN1-R
Capacity	Cooling Capacity	Btu/h	36000	36000	48000	60000
		kW	10.5	10.5	14.0	16.0
	Heating Capacity	Btu/h	40000	40000	52000	65000
		kW	12.0	12.0	15.4	17.6
Electrical Parts	Power Supply	V~,Hz,Ph	220-240, 50, 1	380-420, 50, 3	380-420, 50, 3	380-420, 50, 3
	Power Input (kW)	Cooling	3.737	3.737	5.109	5.861
		Heating	4.270	4.270	5.500	6.308
Performance	EER	W/W	2.81	2.81	2.74	2.73
	COP	W/W	2.81	2.81	2.80	2.79
	Air Flow Volume	m ³ /h	2270/1890/1650	2270/1890/1650	3010/2410/1940	3150/2510/1990
	Static Pressure	Pa	80	80	100	100
	Noise Level (dB(A))	Hi/Med/Low	46.1/44.0/42.2	46.1/44.0/42.2	47.1/45.3/42.9	47.3/45.2/43.1
Dimension & Weight & Piping Size	Net Dimension (mm)	WxHxD	1140x270x775	1140x270x775	1200x300x865	1200x300x865
	Net Weight	kg	41	41	47	47
	Packing Dimension (mm)	WxHxD	1355x350x795	1355x350x795	1385x373x920	1385x373x920
	Gross Weight	kg	46	46	55	55
		Piping Size (mm)	Liquid	Ø12.7	Ø12.7	Ø12.7
	Gas		Ø19.0	Ø19.0	Ø19.0	Ø19.0
Drainage	ODØ25	ODØ25	ODØ25	ODØ25		
Applicable Area & Stuffing Quantity	Applicable Area	m ²	42-70	42-70	56-93	64-107
	Stuffing Quantity (Set)	20'/40'/40'HQ	27/59/68	27/59/68	17/41/59	17/41/59

Remarks: 1.The above designs and specifications are subject to change of product improvement without prior notice.
2.The noise level date reflects the level in anechoic chamber.

Wall Mounted

